

# KP RESEARCH BANK COVID-19 SURVEYS

## BACKGROUND:

We are conducting a series of surveys among KPRB consented members to obtain information on the effects of the COVID-19 pandemic on physical and mental health, behaviors, and financial strain. These data will be added to the KPRB resource and may be used to address important research questions related to COVID-19.

## RECRUITMENT:

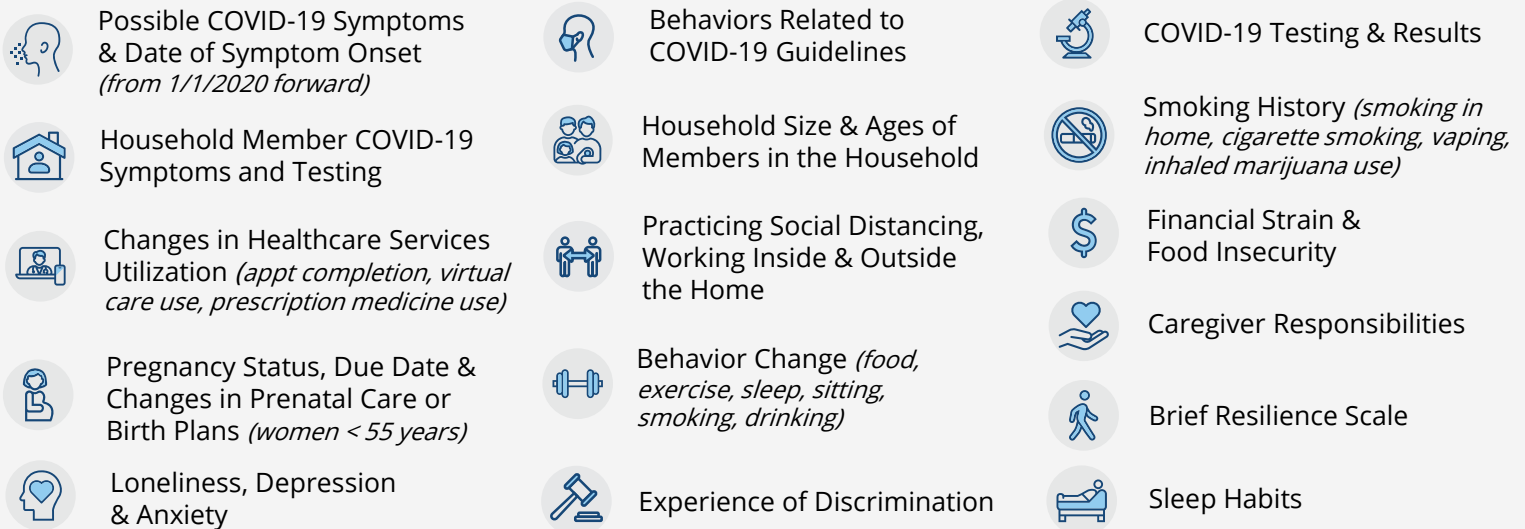
Sent email invitations to **269,363** eligible KPRB participants **across 8 KP regions**.

- Current KPRB consented members (*general, cancer, pregnancy cohorts*)
- Enrolled in a KP health plan as of 4/1/2020
- Shared an email address with kp.org or KPRB

Invited by email to take baseline survey online. After baseline complete, follow-up surveys sent every 2 to 4 weeks for approx. 6 months\*.

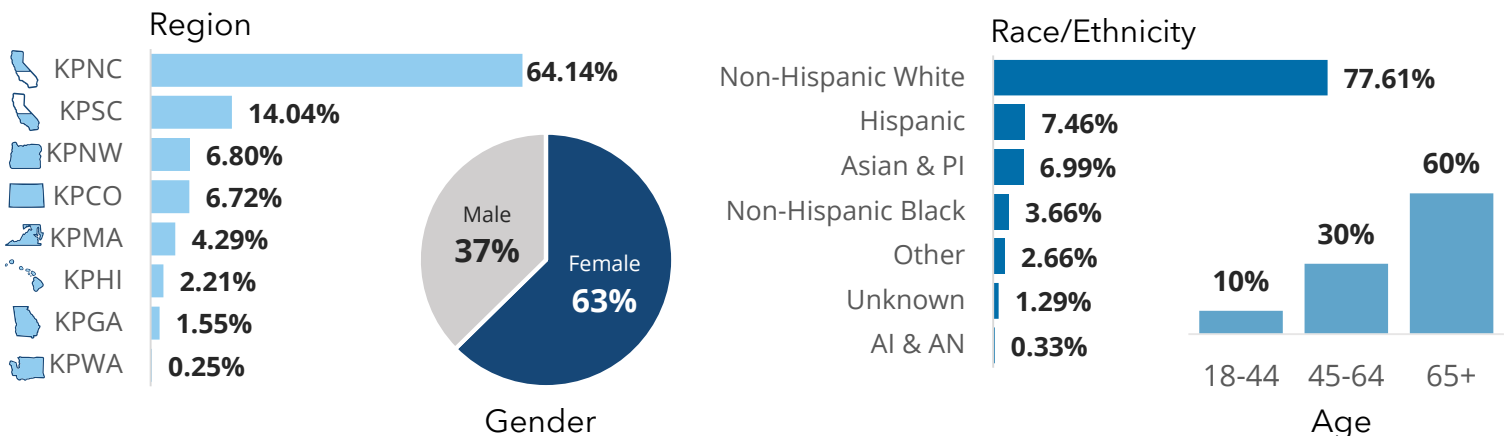
\*Depending on changes in COVID-19 pandemic.


## PRIMARY SURVEY DOMAINS INCLUDE:



## BASELINE POPULATION DATA: **129,385** enrolled

1<sup>st</sup> survey (baseline) invites sent 4/10/2020.



 **Apply to use KPRB COVID-19 Survey Data or Request PTR Data at:**  
[kp.org/researchbank/researchers](http://kp.org/researchbank/researchers)

**KPRB Access Review Process Contact:**  
 Inga Wagar  
 Email: [inga.n.wagar@kp.org](mailto:inga.n.wagar@kp.org)  
 Phone: 510-625-3346